

Newsletter No. 284 – December 2015 / January 2016



The Atherton Aero Club is an organization of aviation enthusiasts who promote the sport of aircraft building and flying. The organization is associated with *Recreation Aviation Australia Inc.* The Club meets at Atherton Airport every third Sunday of the month. Food and drinks are available and visitors are most welcome.



Atherton Aero Club - Committee Contacts

President	Vice-President	Secretary	Treasurer
David Graham PO Box 425 TOLGA Q 4882 0407 008 896 davidg@fnoc.com.au	Ian Graham PO Box 858 ATHERTON Q 4883 0419 703 926 iandkgraham@gmail.com	Tracey Hayes PO Box 608 KURANDA Q 4881 0418 963 796 info@azurephotography.com.au	Jon Collins PO Box 1360 ATHERTON Q 4883 0438 634 411 jc4487@gmail.com

PRESIDENTS REPORT

Hello Everyone.

Happy New Year to you all. I hope you had a great holiday period.

This is a very busy time for us with back to school. Can't believe we are a month down into 2016 already. The wet warm bumpy weather has arrived but I hope you are finding some time to get up for a fly. In between the storms there has been some nice local flying weather with mild winds and sunny skies. There are no club trips planned at the moment but NQ Aero Club have an instrument less circuit competition on Saturday the 13th of this month so head over to Mareeba and have a go. With Easter early this year I am sure there will be something going on. Starke field fly in will be one. If anyone is heading on a fly in let us all know. Our Face Book page is getting heaps of activity thanks to Kevin . This is proving to be a great tool to communicate with the members. So if anyone has a trip or event they would like to share please do so on Face book..

We are looking to start building our Storage Shed this month. Something I am excited to see completed, it is a long time in the planning but with the funding and sponsored funds this should be finished in the next month or two.

Saying that, we have our Annual General Meeting in March where all positions will become available and memberships are due for renewal. If you wish to come on the management committee now is a great time. The club will have its new shed. Memberships are growing. So please contact me for further information on being on the committee.

Connie and I are flying to Tassie this March for a couple of weeks can so we hope the weather is kind. We have one other aircraft joining us and we are really looking forward to the trip.

Regards and safe flying

***Dave Graham,
President,
Atherton Aero Club Inc***



EDITOR'S NOTE - by Bill Gronbeck

Hello and welcome to Newsletter No 284. In this issue—Another mixed bag including; profiles on two local pilots and their aircraft, how to *properly* land a nose-wheel aircraft, etc.

A thank you to all those who contributed to this edition.

Please contact me with your newsletter contributions on any of the following:
(07) 4036 2868 or 0408 073 142 or by email at - billgron@bigpond.com

Keep an eye on the AAC's Facebook Page and Website for the latest on coming events.

Web Page <http://www.athertonaeroclub.org/>

Facebook <https://www.facebook.com/AthertonAeroClub?ref=hl>

Regards and safe flying.

***IMPORTANT NOTICE******Corporate Sponsorship Offer & Foundation Membership Offer***

Dear Members,

With the commencement of the Storage Shelter, the funding we received is enough to build the shed but we would also like to line the inside providing a nicer insulated environment.

With extra funds being needed we are offering two types of opportunities for you or your business.

If you wish to be a sponsor please fill in the appropriate form that can be found on a following page and send to:

Jon Collins

treasurer@athertonaeroclub.org



CORPORATE SPONSORSHIP OFFER

The Atherton Aero Club is a friendly group of enthusiast builders and flyers of aircraft, flying everything from micro-lights to general aviation.

The Club is growing and in the process of building a new club facility at the aerodrome, to serve members as well as assist the Royal Flying Doctor Service and Qld Ambulance Service with patient transfers. Emergency vehicles will now be able to park and wait in the shade for patient transfers. The Aero Club has recently received a grant to help build this facility. More funds are required to complete this project!

The facility will become a focal point for the many local and visiting aviators to Atherton Aerodrome. It will be a place for our meetings, information sessions, technical and safety workshops and social gatherings.

The Atherton Aero Club is now offering you the chance to become a part of history as a **Corporate Sponsor**. All funds raised will be put towards the new facility.

Corporate Sponsors will benefit for 12 months from:

- Social membership for the nominated family
- Invitations to the opening and other social gatherings
- Formal acknowledgement at club functions and special events e.g. presentations
- Recognition on the Sponsors Board
- Advertising in the bi-monthly newsletter
- Periodic postings on our Facebook page
- Presence on our website
- Preferential treatment by club members

To become a *Corporate Sponsor*, simply complete the enclosed form and send or email it to the address below and choose your sponsorship level before 31 March, 2016.

If you have any queries, please contact our Sponsor Coordinator Mr Bill Gronbeck on 0408 073 142. If you chose to become a Corporate Sponsor, our Sponsor Coordinator will contact you and keep you informed of developments including opportunities for further exposure at club events.

Thank you in anticipation of your support!

The Atherton Aero Club Committee

Sponsor Application Form on the following page:-



CORPORATE SPONSORSHIP OFFER

YES, I want to become a \$500 *Corporate Sponsor* of the Atherton Aero Club

Name of Business / Corporation: _____
(Please print clearly for plaque accuracy)

Contact Details:

Name: _____

Business Address: _____

Postal Address: _____

Phone Number: _____

Email address: _____

Payments by: cheque, cash, EFT or at Bendigo Bank are accepted.

EFT Details: Atherton Aero Club BSB 633 000 Account 114331796 *(reference: your business name)*

Send forms to: The Treasurer, PO Box 227, ATHERTON, QLD 4883

Email forms to: treasurer@athertonaeroclub.org



FOUNDATION MEMBERSHIP OFFER

The Atherton Aero Club is a friendly group of enthusiast builders and flyers of aircraft, flying everything from micro-lights to general aviation.

The Club is growing and in the process of building a new club facility at the aerodrome, to serve members as well as assist the Royal Flying Doctor Service and Qld Ambulance Service with patient transfers. Emergency vehicles will now be able to park and wait in the shade for patient transfers. The Aero Club has recently received a grant to help build this facility. More funds are required to give the facility its finishing touches.....!

The facility will become a focal point for the many local and visiting aviators to Atherton Aerodrome. It will be a place for our meetings, information sessions, technical and safety workshops and social gatherings.

The Atherton Aero Club is now offering you the chance to become a part of history as a *Founding Member*. All funds raised will be put towards the new club facility. *Founding Members* will not only become a part of history in the making, you will also have your name placed on a "*Founding Members*" plaque which is to be displayed in the new club facility!

To become a *Founding Member*, simply complete this form and send or email it to the address below and make a payment of **\$200** before 31 March, 2016.

Thank you in anticipation of your support and let's make this happen!

The Atherton Aero Club Committee

YES, I want to become a *Founding Member* of the Atherton Aero Club

Name: _____ (Please print clearly for plaque accuracy)

Payments by: cheque, cash, EFT or at Bendigo Bank are accepted.

EFT Details: Atherton Aero Club BSB 633 000 Account 114331796 (reference: your name)

Send forms to: The Treasurer, PO Box 227, ATHERTON, QLD 4883

Email forms to: treasurer@athertonaeroclub.org

LANDING A TRICYCLE UNDERCARRIAGE (NOSEWHEEL) AIRCRAFT

A recent article in the AvWeb on-line Newsletter (link below) discussed the considerations involved and the various techniques that can be used when landing a **tailwheel** aircraft.

<http://www.avweb.com/news/features/Tailwheel-Landing-Battle-Three-Point-or-Wheel-225361-1.html>

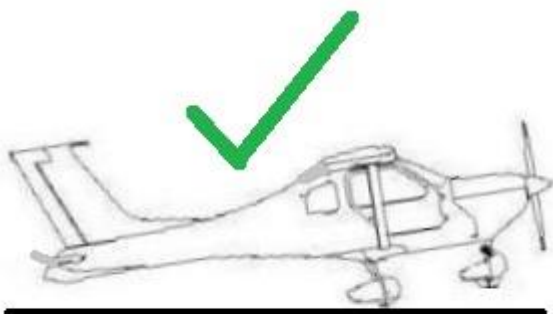
Three pointer, wheeler or tail down wheeler? There is no one-size-fits-all method. What works well on one **tailwheel** type might not be suitable on another or under different wind conditions. Anyway, even though I did not agree with all of the authors comments, they still gave me food for thought. There is much that the pilot of a **nose-wheel** aircraft can take away from the article.

So why am I writing this particular piece? Because nose-wheel aircraft continue to lose directional control, run off the side of runways and/or break off nose-wheels with a monotonous regularity. Soft and uneven landing surfaces can play a part in this type of accident however the main cause is incorrect technique during landing.

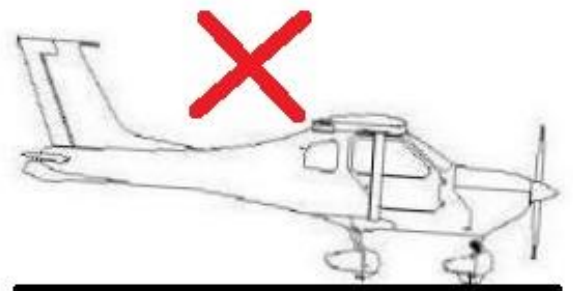
Not holding-off fully and allowing the aircraft to settle on all three wheels, or touching nose-wheel first and/or releasing back elevator pressure after the wheels make contact with the ground can result in the transfer of excessive weight forward onto the nose-wheel. Any off-centre of the nose-wheel can then produce a sudden swing to one side causing the aircraft to “wheelbarrow” and the nose-wheel to “dig in”.

How do we prevent this happening? The answer is quite simple:

1. Progressively apply elevator control back pressure until the aircraft stalls (hopefully just a few centimetres above the ground) and settles onto the runway in a nose high attitude and with the main-wheels touching first;
2. As the aircraft slows and elevator effectiveness is reduced, the nose-wheel will settle onto the runway. **DO NOT RELEASE THE ELEVATOR BACK PRESSURE** until the aircraft has decelerated to a **SLOW WALKING PACE**. This will keep most of the aircrafts weight on the main-wheels, less on the nose-wheel and improve directional stability.



Correct Touch-down Attitude

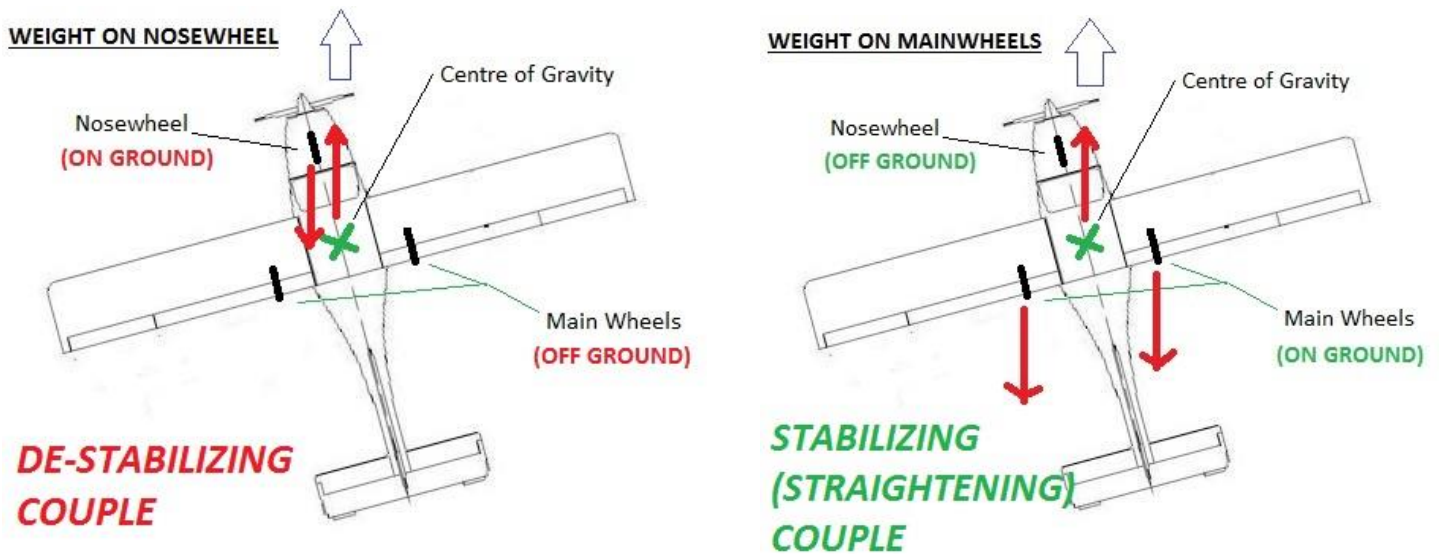


Incorrect Touch-down Attitude

Continued/

LANDING A TRICYCLE UNDERCARRIAGE (NOSEWHEEL) AIRCRAFT—Continued

A touch down at minimum speed and with a nose high attitude keeps stresses on the undercarriage to a minimum and, most importantly, helps straighten the aircraft if it is slightly miss-aligned with the runway on touch-down.



When touch-down is made on the main-wheels only, the aircraft's forward inertia (acting through the C of G in front of the main-wheels) and the rear-ward acting friction of the main-wheels combine to produce a straightening force.

Conversely, allowing excessive aircraft weight to act on the nose-wheel produces a de-stabilizing couple.

As with **tailwheel** aircraft, loss of directional control followed by a runway excursion often occurs later in the landing run when the pilot relaxes concentration and does not maintain the appropriate control inputs.

As the saying goes “*the shows not over until the fat lady sings*” or in our case “*until the aircraft has slowed to a walking pace*”.

Try it, you might like it.

Jaques Coffee

We are closed all of February and re-open 1st March. Lots of new things coming at Jaques Coffee in 2016.



PILOTS & THEIR AEROPLANES

An occasional look at what our local flyers and builders are up to.

1. JON COLLINS

Jon is building a Steen Skybolt in his home garage. A group of AAC members gave it the once over after the January club BBQ.

Nice work Jon. What a colossal amount of time and effort involved.

Jon and Dave Graham's first aircraft was a Zenith CH601 that they built from a kit. Both pilots have since moved on and now respectively fly a Jabiru J160C & Glassair.

Jon's previously had the J160 up for sale but has since decided to retain it for a while longer to prevent "aviation withdrawal symptoms" while the Skybolt was being completed. (Make him an offer he can't refuse and he just might re-consider).



Steen Skybolt



Jon's immaculate J160C

PILOTS & THEIR AEROPLANES


2. ALF HORNE

Alf started out with a Drifter, moved on to an Xair and then up to a very well equipped Jabiru tail-dragger fitted with a six cylinder 120HP Jabiru engine.

The tailwheel along with the bigger engine and a reinforced rear fuselage were deemed necessary to cope with the rough outback strips that Alf was visiting at the time.

These days Alf's pride and joy is his SeaRae amphibian. Geoff Payne has an identical aircraft and there are two more in our area, one flying and one under construction





NORTH QUEENSLAND AERO CLUB NEWS

The move to Mareeba Aerodrome is now complete with the old Cairns site completely vacated. A *very* big thank you to all who assisted with the move.

There is still much to be done at the Mareeba site however the pressure is off and work is now proceeding at a less hectic pace.

Please note our new contact details

PO BOX 447
MAREEBA QUEENSLAND 4880

Hangar H
8 Vicary Road
MAREEBA AIRPORT

PHONE: 07 40922043

email: admin@nqaeroclub.com.au

www.nqac.com.au



On the following page are 2 flyers, one for each of the **THEORY COURSES** that we will be running this wet (or not so wet!) season:

20/2/16 **Met Course** (full day course)

19 & 20/3/16 **Performance Course** (2 days)

Please review the course flyer that interest you and if you would like to put your name down, please email back to: cfi@nqaeroclub.com.au

NORTH QUEENSLAND AERO CLUB EVENTS

NQAC METEOROLOGY COURSE

- Forecast interpretation
- Operational meteorology
- Full day course



8am-3pm Saturday

20th February 2016

6 hours of theory for only \$190!

NQAC PERFORMANCE COURSE

- Pressure & Density height calcs
- Weight & Balance
- Take off and landing charts
- Cruise performance
- 2 day course



19th & 20th March 16'

Only \$380 for the two day course!

Minimum numbers needed to run the course
Email: cfi@nqaeroclub.com.au

Minimum numbers needed to run the course
Email: cfi@nqaeroclub.com.au



NQAC "Picnic in the Park" 16th January



Instrument-less Circuit competition



How many times has your instructor told you to 'look outside' more?

Think you can do a good circuit in a 172 on outside attitudes alone with **ALL** instruments covered?

Date: 13th Feb from 8am

\$75 per person entry

RSVP REQUIRED - cfi@nqaeroclub.com.au



Trike For Sale

Outback 582 with Streak 2B wing.

(Wing Frame good for another 650 hours but needs a new Wing Cover).

Around **350 hours** on Frame and Wing and **100 hours** on the Engine.

HGFA Pre-Sale Inspection completed 16th January 2016.

Package includes: Helmets & Headsets, Carby Spares, Betsometer, Rotax Cyclone Test Kit,
Streak IIB Batten pattern sheet, tools/j-cans, etc.

Has been on the Tablelands and only two owners since new.

Current owner works overseas and says "It deserves to fly".

Contact Andrew Parker to arrange inspection: <drewparker12345@gmail.com>

\$6,000 or OFFERS



**LET US TAKE CARE OF YOUR INSURANCE
SO YOU CAN RELAX. . .**

**AND GET ON WITH THE MORE
IMPORTANT THINGS IN LIFE.**

Bill Owen
INSURANCE BROKERS
we're with you ...

address: Suite 12 / 92 - 96 Pease Street,
Cairns, QLD 4870

email: broker@billowen.com.au

web: www.billowen.com.au

07 4052 1000

Aircraft & Helicopters | Hangar Insurance | Business Insurance

50% Share of Hangar Available at Atherton Airport

14m x 15m Hangar – fits three aircraft with ease.

Currently fully tenanted

Power and water

Store your aircraft for no or minimal cost

Call for details



\$50,000

Contact Jon Collins on 0438 634411 or jc4487@gmail.com

ATHERTON HANGAR FOR SALE

“Savannah Haus”

Contact Barry Smith on 0457 816 761 for further details.



Tracey Hayes | Professional Image Maker
AZURE PHOTOGRAPHY | GORGEOUS PORTRAITS
PO Box 608 Kuranda QLD 4881
Tel: 0418 963 796

HANGAR SPACE AVAILABLE—ATHERTON AIRPORT

Would suit small aircraft.

Easy access. No having to move other aircraft.

\$220 a month includes GST.

Call: Ian Graham - mobile 0419 703 926.



Accommodation for you and your plane!

Modern Self-Contained Apartment
at the Atherton Airport.

Accommodation designed for
the travelling pilot.

Land at Atherton Airport
taxi up to Hangar 52
park your aircraft in our hangar
then enjoy a comfortable night
in our luxuriously
appointed upstairs apartment.




Call or email us now for
rates and availability

Tel: 07 40 915 466
Mb: 0418 770 947

stay@athertonaccommodation.com.au

www.athertonaccommodation.com.au



Chillagoe observatory and eco lodge

• Oasis in the outback

- Explore unique limestone caves
- **Camp with the kangaroos**
- Swim in crystal clear waterholes
- **The kids are going to love it!**
- Observe the stars and planets in clear, dark skies
- **Pet friendly**

 **tripadvisor**
get the truth. then go.™

see our reviews on
www.tripadvisor.com.au

Hospital Avenue (PO Box 35) Chillagoe Q 4871

P +61 7 4094 7155 **F** +61 7 4094 7166

E info@coel.com.au **W** www.coel.com.au



INTERESTING and/or USEFUL LINKS:**<http://apollo17.org/>***The Last Mission to the Moon***<http://www.thestar.com/news/insight/2016/01/16/when-us-air-force-discovered-the-flaw-of-averages.html>***Does the cockpit fit you?***<https://vimeo.com/92673452>***Ketchikan. The Bush Pilots.***Transatlantic Homebuilt**

Los Angeles to England in an RV-8.

<http://www.avweb.com/news/features/Transatlantic-Homebuilt-225432-1.html>

Far North Office Choice

1 Jack Street

ATHERTON Queensland 4883

07 4091 2922

**ATHERTON AERO CLUB MONTHLY BBQ**

Our next get-together will our regular third Sunday of the month meeting and BBQ on **SUNDAY the 21st FEBRUARY** commencing around 10:30 am.

Venue: Ian Graham's Hangar just off the Atherton Airport access road.

See you there.





Atherton Aero Club

AAC—2016 EVENTS CALENDAR

February *Sunday 21st—AAC Meeting & BBQ, Atherton Airport.*

OTHER AVIATION EVENTS

May *Friday 27th to Sunday 29th—The Old Station Fly-In & Heritage Show at Raglan Central Queensland.*

(Check the RAAus Web site for other Coming Events)

North Queensland Aero Club

NQAC—2016 EVENTS CALENDAR

February *Saturday 13th—Instrumentless Circuit Competition*

Saturday 20th—Meteorology Course

March *Saturday 19th & Sunday 20th—Performance Course*

May *Sunday 29th—Norship Air Race*

Atherton Aero Club - Membership Application / Renewal

New Member

Returning Member



PERSONAL DETAILS

Full name		Date of Birth	
Street address		State	Postcode
Postal address		State	Postcode
Email address		Occupation	
Telephone	ah	bh	mobile

MEMBERSHIP

<input type="checkbox"/> \$ 45.00	Single Member	Single member with voting rights
<input type="checkbox"/> \$ 55.00	Family Member	Two members with voting rights
<input type="checkbox"/> \$ 35.00	Associate Member	Single member with NO voting rights
<input type="checkbox"/> no charge	Student Member	Single member with NO voting rights

PAYMENT

<p>Forms to be sent to: <i>The Treasurer</i> <i>Atherton Aero Club</i> <i>PO Box 227</i> <i>ATHERTON QLD 4883</i></p>	<p>or email to: treasurer@athertonaeroclub.org</p> <p style="text-align: center;">BSB 633-000</p>
<p>Payments can be made by: <i>Cheque, cash, EFT or at the Bendigo Bank</i></p>	
<p>EFT Details: <i>Atherton Aero Club BSB 633-000 ACC 114331796 (Ref - Your Name)</i></p>	

I hereby apply for membership to the Atherton Aero Club and agree to abide by the Constitution and any rules and regulations thereof. I further agree that my contact details may be made available to other members of the association as the Management Committee deems necessary.

Signed _____ Dated _____

Print name: _____ Print name: _____

OFFICE USE ONLY

Membership type		Receipt No		Fee Paid	\$
-----------------	--	------------	--	----------	----



Club Shirt Order Form

Sizes available

Men's (Half Chest Size)		Ladies (Half Chest Size)	
Small	52cm	Size 8	46.5cm
Medium	55cm	Size 10	49.0cm
Large	58cm	Size 12	51.5cm
XLarge	62cm	Size 14	54.0cm
XXLarge	65cm	Size 16	56.5cm
XXXLarge	71cm	Size 18	59.0cm

Children shirts available on request

Price per Shirt \$35.00 Each

Name.....

Size.....

Qty.....

Payment required prior to Supply (No Returns)

Payment Details

Bank Bendigo Atherton

BSB:633 000 Account 114 33 1796

Please use your name as Reference