

**Newsletter No. 350****March 2025***NQAC Spot Landing Comp**Atherton Sunday April 13th*

The Atherton Aero Club is an organization of aviation enthusiasts who promote the sport of aircraft building and flying.

The organization is associated with *Recreation Aviation Australia Inc.* The Club meets at Atherton Airport

every third Sunday of the month. Food and drinks are available and visitors are most welcome.



Atherton Aero Club - Committee Contacts

President	Vice-President	Secretary	Treasurer
Jack Cross PO Box 227 ATHERTON Q 4883 xjac@bigpond.net.au	Dave Camp PO Box 227 ATHERTON Q 4883 dcamp.gvale@gmail.com	Mark Aitken PO Box 227 ATHERTON Q 4883 mjaitken54@bigpond.com	TBA PO Box 227 ATHERTON Q 4883

Web Page <http://www.athertonaeroclub.org/>

Facebook <https://www.facebook.com/AthertonAeroClub?ref=hl>

Email athertonaeroclub@gmail.com

EDITOR'S NOTE - by Bill Gronbeck

Hi All and welcome to edition No 350. In this issue, a Bluewater Trip Report from John Martin, more early Australian History, activities at the FNQ Air Museum and some other old stuff. Keep those flying adventures going and remember to send us your photos and stories.

A thank you to the NQAC, FNQAM and other Clubs and Flying Groups who contributed content to this edition. Please contact me with your newsletter contributions on any of the following: (07) 4036 2868 or 0408 073 142 or email at -

williamgronbeck2@gmail.com

Watch the AAC, NQAC, Burdekin Flyers, FNQ Flyers, Donnington and Innisfail Facebook Pages for details of calendar changes and other short notice events. Check out the AAC Website for the YATN weather-cam and older AAC Newsletters.



The next **AAC Club Function** will be our regular monthly social get-together and BBQ Lunch on **Sunday the 20th of April 2025**.

From **10:30am** to around midday at the **AAC Atherton Aerodrome** facility.

Visitors are most welcome.



Flying 2025! By John Martin

The flying season appears to have kicked off a little early this year thanks to Cyclone Alfred dragging all the bad weather south. It may be a false hope but we made the most of it and headed off to **Bluewater Park** near Townsville for our first trip of the year. As is our usual rationale, we chose Bluewater Park because we hadn't been there for a long, long time. We had no particular reason to go there. Just because we could!!

The first complete blue sky weekend of the year saw us depart Atherton early and track fairly direct for Bluewater. The military restricted area near Tully was active with UAV activity to 4500 and despite us being well above that we did a little dog-leg to the west and avoided it anyway.



The hills around Ingham and Townsville showed a number of landslides from the recent heavy rains.

Bluewater Park is a privately owned strip just north of Townsville and situated to the western side of the coastal plain against the hills. It requires prior permission, not least to co-ordinate with the local model aircraft club who would be active when we got there.

It has an odd landing fee system. The system reflects its use by various training establishments both civil and military from Townsville. They have a website (Google Bluewater MFS Air Park) and offer a daily "approach" fee of 3 approaches for \$44. There isn't a single landing fee option offered but I phoned and spoke to the owner (Alan) and then also spoke to the airfield manager (Ian) via the numbers on the website, and got permission to pay the "3 approaches" option for all three aircraft to make a single approach and landing. Ian was particularly helpful and we made a plan for our arrival.

We were advised that the modelling club are active on Sundays but otherwise the strip is pretty quiet except for some usage during the week by a flying school based at Townsville and some use by the military. There are no active GA aircraft currently based at the air field itself. The modeler's monitor 126.7 and we were advised would respond with confirmation and likely give us active runway directions etc. As it happened they were listening but remained silent to calls but did land their aircraft and we landed uneventfully.

The strip is 02-20 with grass on either side of a very rough bitumen strip. The centre strip is not in good condition and it is advisable not to use the bitumen at all. The grass on the northern side is about 1200 metres long in very good smooth condition. The grass on the southern side appeared to be also in very good condition but is shortened to 900m to accommodate an artificial grass matting runway for the modelers in front of their facility.

Continued/

- 2 -

The Bluewater facilities consist of a rough GA hangar with some basic toilets and showers and a BBQ area. There's a caretaker who has a caravan and an campervan type vehicle in the hangar. While it's serviceable it's all very basic. There is parking and tie down cables in front of the hangar and a fuel bowser which didn't appear to be in functional condition but says in the ERSA can be used for fuel with prior notice. I'd talk to the contacts well before expecting to get fuel there.



We introduced ourselves to the modelers and were welcomed in like old friends. There is no food available for purchase though the modelers offered drinks and the GA has BBQ facilities for BYO food. We had gone prepared with sandwiches and drinks so we were all set up.

The modelers were flying a range of fixed wing, helicopters and drones with everything from old grey-hair ex and active GA pilots to kids with some pretty interesting models. The models included electric ducted fan semi-scale model fighters to internal combustion pylon racers and fully aerobatic scale models. We were told they sometimes have 3+ m wingspan gliders there.

The models even included a 2.5 m wing-spans high wing designed to drop model sky divers which themselves are then radio controlled to the ground. Ian showed us the model skydiver complete with a 1.5 m modern Ram Air parachute fully radio controlled with the skydiver having his arms pull on the steering lines to control flight. Unfortunately the aircraft was having problems so we didn't get to see the skydiver in action.

Continued/



- 3 -



After a couple of hours we thanked the modelers for their hospitality and headed back coastal around the eastern side of Hinchinbrook Island and then back to Atherton more or less direct. The weather stayed brilliant and hopefully this is a sign of things to come for the flying season this year.



*The Atherton Aero Club 2025 **Annual General Meeting** was held on Sunday the 16th March. Following the required elections for management committee positions, the position of Treasurer was left vacant as no nominations had been received. Any member who might be interested in helping out by taking up that position should please contact President Jack Cross.*

SO WHO HELD THE FIRST AUSTRALIAN PILOTS LICENSE?

No, not the first person to *fly an aircraft* in Australia, there are any number of claimants for that honor. Who was issued with *Australian Pilots License No 1*?

William Ewart Hart, Born at Parramatta on the 20th April 1885, was an Australian aviator and dentist. He was the first airman to qualify as a pilot in Australia. His aviator's license, No. 1, was issued on 5 December 1911 by the Aerial League of Australia. This license was later superseded by the Fédération Aéronautique Internationale's certificate no.199, issued by the Royal Aero Club of the United Kingdom on 29 March 1912.



In September 1911 Hart met Joseph Hammond who was touring Australia as a demonstration pilot for the British & Colonial Aeroplane Company. He bought (for £1,333) a Bristol Boxkite from Hammond, received some instruction from Hammond's mechanic, McDonald. A gale blew the plane, which was parked at Belmore Park, Penrith, over, and it was wrecked.

Hart, with the help of friends and the mechanic, built a new aircraft, using some salvaged parts. Timbers were supplied by Hart's father. He first flew the machine, solo, on 3 November. The next day he flew from Penrith to Parramatta with his younger brother Jack as passenger, completing the first cross-country flight in New South Wales.

In 1963, a monument was erected in Parramatta Park where he had landed.

Continued/

AUSTRALIAN PILOTS LICENSE No 1 - Page 2


William Hart in his biplane Richmond 1911




William Hart in his biplane flying over Penrith Station 1911

AUSTRALIAN PILOTS LICENSE No 1 - Page 3

William Hart aviator in his Biplane, Penrith, 1911




William Hart landing his biplane at Sydney Showground, 1911

AUSTRALIAN PILOTS LICENSE No 1 - Page 4


William Hart, Ascot Racecourse, 15 June 1912

On 30 June 1912, Hart won an air race—from Botany to Parramatta Park and return, and billed as the 'First International Aviation Contest'—when his American opponent “Wizard” Stone lost his way due to rain clouds and landed at Belmore. The race had been planned for 15 June 1912, but had been deferred due to bad weather.



AUSTRALIAN PILOTS LICENSE No 1 - Page 5

In August 1912 Hart constructed a two-seat monoplane which he successfully tested at Wagga Wagga, but wrecked it in a serious accident at Richmond on 4 September. He was badly injured and never flew again. After serving with the Australian Imperial Forces during WW1 he resumed his career as a dentist. He died in 1943.



During the period of around 12 months that he was active, William Hart performed many pioneering flights and gave dozens of his passengers their first air experience.


Link: [William Ewart Hart - Wikipedia](#)

Photos: National Library of Australia

NEVER THROW ANYTHING OUT!

A recent enquiry from a fellow pilot seeking information about a DHC1 Chipmunk aircraft belonging to the Royal Victorian Aero Club, got me searching around my collection of old photos and other memorabilia. The newspaper clippings I found are from February 1973 and shown on this page.

Needless to say my discovery made the enquirers day! ED.



Commenting on the recovery, Jayrow Helicopters Senior Pilot stated "As far as I know, this is the first time that a helicopter has ever salvaged a plane in this manner. We have thought about using this method before but now we have had a successful lift I am sure it will become quite common practice".

Fuel was drained, batteries and other articles were removed to reduce weight and the wings were wrapped in netting to prevent unwanted lift.



PO Box 447 Mareeba QLD 4880

Ph 07 4092 2043

admin@nqaeroclub.com.au

www.nqac.com.au

ABN 98 009 656 642

FLYING TRAINING | SCENIC FLIGHTS | AIR CHARTER | GROUND SCHOOL | AIRCRAFT HIRE | AERIAL PHOTOGRAPHY

2025 North Queensland Aero Club Events

Fly In Breakfast at the Club <i>Call in for a visit in your own aeroplane or hire one of the Clubs and enjoy a tasty BBQ Breakfast with all the trimmings!</i>	Saturday March 15 th Breakfast from 0800
Flying Competition – Spot Landing YATN <i>Fly one of the NQAC Cessnas or bring your own aircraft and see how closely you can land to the runway marking at Atherton</i>	Sunday April 13 th Flying from 0830
Electronic Flight Bag (OzRunways) Safety Seminar Presented by Jack Doyle at the Club Hangar <i>Learn how to safely incorporate EFB usage into your everyday flying operations.</i>	Sunday May 4 th Starting at 1400
Old Station Fly In <i>Our big fly away for the year. Come on a weekend away at the Old Station Fly In and Air Show near Rockhampton. Get ready for a weekend of high flying excitement, stunning aerobatics, and family fun at this years Old Station Air Show, held on the 23rd to the 25th of May in the heart of Queensland's beautiful Raglan region.</i>	23 rd to the 25 th May *Club aircraft available for hire and to cost share between pilots*
Cairns Tower Visit <i>Come on a fascinating tour of the Cairns ATC tower with one of the controllers. Limited places available so please register your interest with us!</i>	Date TBA
Pinnarendi Fly In Lunch <i>Take part in a fun short fly away to Pinnarendi Station for a delicious lunch at the Brick Oven Cafe</i>	Saturday June 21 st Departing at 1000
Flying Competition – Instrumentless Circuit YMBA <i>How accurately can you fly a circuit...without flight instruments?</i>	Sunday July 20 th Flying from 0830
Flying Competition – Air Race! <i>The NQAC Ray Fry Air Race. Actually it's not a race. Rather it's a time trial. The fastest aircraft is not the one that wins rather the most accurate based on nominated ETI.</i>	Saturday September 13 th Flying from 0830
Wings Night	Saturday November 8 th
Annual General Meeting	Saturday November 15 th



Exciting news! The Igloo from Cairns has arrived, and we're gearing up to start construction in the near future. Hangar #2 is also moving forward smoothly, with the skeleton frame and beams already in place, and bracing almost complete. A big thanks to all our team members for their hard work, and special shoutouts to Karris and Leith from Mareeba Crane Hire and Instant Alloy Cairns for their support!





FNQ Air Museum News - #2 Hangar - Work In Progress



FNQAM News - Continued

Great Saturday morning (8th March) with Ian Whyte talking Aviation history with Bill and Andrew Cummings from Cummings Economics and Roger R. Marks, WW2 Airfield Historian and Author of several books including Queensland Airfields WW2 50 years On. It was a pleasure to meet you all.



SOMETHING FOR YOU GLIDING FANS

GLIDER EVACUATION FROM GERMANY
C-47 SKYTRAIN "SNATCHING"
GLIDER FROM THE GROUND

MARCH 1945

ORIGINAL GREAT QUALITY FOOTAGE

Link for the full story:

[Glider Evacuation from Germany 1945 - C-47 Snatches Glider \[WWII Documentary \]](#)





RE-OPENING EASTER **(Weather Permitting)**



Pinnarendi Station Stay & Café

<https://www.facebook.com/Pinnarendi/>

Ron Atkinson 0419 201 622



SAVE THE DATE

The Old Station
Fly-In & Heritage Show

SAVE THE DATE

23 - 25 May 2025

Show planning is underway, 2025 will be bigger and better than ever!

- Exciting air show
- Earlier camping entry
- Improved gate entry
- More entertainment
- More food vans

"Australia's Favourite Country Air Show"

SAVE THE DATE

The Old Station
Fly-In & Heritage Show

SAVE THE DATE

23 - 25 May 2025

Show planning is underway, 2025 will be bigger and better than ever!

- Exciting air show
- Earlier camping entry
- Improved gate entry
- More entertainment
- More food vans

"Australia's Favourite Country Air Show"

AAC EVENTS CALENDAR

(Check Your Club Website or Facebook Page For Short Notice Changes)

Atherton Aero Club 2025 Events

Apr Sunday 20th—**AAC Meeting & BBQ Lunch** 1030 at Atherton YATN

Other 2025 Events

Apr Sunday 13th—**NQAC Spot Landing Competition** from 0830 YATN

Apr Sunday 27th—**Woodstock Wings & Wheels** (Including militaria buy/swap/sell) 0800–1200 YDOP

May Sunday 18th—**Woodstock Wings & Wheels** 0800–1200 YDOP

May Friday 23rd to Sunday 25th—**The Old Station Fly-In**

Jun Sat/Sun 21st/22nd—**Woodstock Wings & Wheels** (including Great Northern **Jabiru Flock-In** 0800–1200 YDOP

**YOUR CLUB'S EVENTS
CALENDAR HERE**



Places of Interest and Activities in NQ



North Queensland Soaring Centre

 Find us on **facebook**

Email us at northqldsoaringcentre@outlook.com

Or message us on Facebook

The background image shows a vast, flat landscape under a clear blue sky. A glider is visible in the upper right corner, and another glider's wing is partially visible on the right edge.



hot air
BALLOON

www.hotair.com.au/cairns

The background image shows two hot air balloons, one orange and yellow, and another orange and yellow, floating over a misty, hilly landscape with scattered trees.



FAR NORTH QUEENSLAND
AVIATION MUSEUM
PRESERVE | INSPIRE | EDUCATE | RESTORE

www.fnqam.com.au

0422 379 964

The background image is split into two panels. The left panel shows a large, modern building with a glass facade, likely the museum. The right panel shows a line of vintage biplanes parked on a tarmac.

Northern Flyers

Donnington Airpark (YDOP)



Burdekin Flyers (YAYR)



Atherton Aero Club (YATN)



NOTICE



The **Atherton Aero Club** is now an ASIC Issuing Agent for **Aviation ID Australia**.

Those seeking the issue or renewal of an Aviation Security Identification Card (ASIC) should apply directly to **Aviation ID Australia** via the following link:

<https://aviationidaustralia.net.au/application.html>

Once the ASIC card has been approved the applicant will be advised and the required "face-to-face" identity check carried out locally by an Atherton Aero Club representative. On the satisfactory completion of the identity check the local agent will hand over the ASIC card to the applicant.

AIRCRAFT FOR SALE AND WANTED

If you have, or know of, an aircraft for sale please contact me directly by telephone or email with full details. The AAC offers free advertising in the club newsletter as a service to local flyers. Direct emailing of your advert to aviators on the club mailing list is available should your advert be received after the publication cut-off date. *Bill Gronbeck, EDITOR.*



INTERESTED IN BUILDING YOUR OWN AIRCRAFT?

The Sport Aircraft Association of Australia (SAAA) is an organization that has mentored and assisted many owner builders, for both VH and Ultralight registered aircraft.

Further information on the SAAA's National and FNQ Chapter 34 websites:

<http://www.saaa.com/>

<http://www.saaafnq.com/>

Local contact is:

Laurie Wincen (Secretary) laurieq19@gmail.com

Atherton Aero Club Fundraising - Club Member Stephen has arranged the Scheme ID for members who would like to donate their 10 cents Container Refund to the club. These regular small donations will greatly assist in covering our running costs.

Congratulations Atherton Aero Club Inc! You're all set.

You've joined our Containers for Change team doing our best to make a real difference in our communities and to our environment. We're super excited to have you on board.

Here's your Containers for Change scheme ID. Your scheme ID makes it even easier to return containers and receive refunds directly to your bank account.

Scheme ID

C10476716

Save your scheme ID to your mobile wallet

iPhone users



Android users



If you don't have WalletPasses installed, you will need to download it from the Play Store.

ATHERTON AERO CLUB CORPORATE SPONSORS



JACX PTY LTD

PLUMBING, DRAINAGE, GASFITTING AND HOME IMPROVEMENTS

0418 774 163

xjac@bigpond.net.au

454 Varley Street
Yorkeys Knob QLD 4878



Lilley Grose & Long - Solicitors

Atherton, Queensland.

Practicing in the following areas of law: Commercial, Criminal, Family Law, Property & Conveyancing, Wills & Estates

Contact details

Lilley Grose & Long
34 Main Street
Atherton, QLD4883
Phone: 07 4091 2655

BOLWARRA ENTERPRISES OTHER SITES ABOUT US PLANT & EQUIPMENT FOR SALE

☎ 07 4091 6666 | ✉ admin@bolwarra.net.au | 458 Wongabel Road, Wongabel QLD 4883



Sponsor



OzRunways EFB Version 10

A decade of flight brings OzRunways EFB to version 10 and makes it better looking and easier to use than ever before.



Atherton Aero Club - Membership Application / Renewal

☐

New Member

☐

Returning Member



PERSONAL DETAILS

Full name					Date of Birth		
Street address					State		Postcode
Postal address					State		Postcode
Email address					Occupation		
Telephone	ah		bh		mobile		

MEMBERSHIP

<input type="checkbox"/> \$ 60.00	Single Member	Single member with voting rights
<input type="checkbox"/> \$ 100.00	Family Member	Two members with voting rights
<input type="checkbox"/> \$ 50.00	Associate Member	Single member with NO voting rights
<input type="checkbox"/> no charge	Student Member	Single member with NO voting rights

PAYMENT

Forms to be sent to: *The Treasurer
Atherton Aero Club
PO Box 227
ATHERTON QLD 4883*

or email to: *xjac@bigpond.net.au*

Payments can be made by: *EFT, Cheque, cash, or at the Bendigo Bank*

EFT Details: *Atherton Aero Club BSB 633000 ACC 114331796 (Ref - Your Name)*

I hereby apply for membership to the Atherton Aero Club and agree to abide by the Constitution and any rules and regulations thereof. I further agree that my contact details may be made available to other members of the association as the Management Committee deems necessary.

Signed _____ Dated _____

Print name: _____ Print name: _____

OFFICE USE ONLY

Membership type		Receipt No		Fee Paid	\$
-----------------	--	------------	--	----------	----

THE LAST PAGE

